

Process Guideline for using HSPCB Construction & Demolition Site Self- Assessment Audit Sheet on Web Portal

<http://dustapphspcb.com/>



>> VISION

To Institutionalize the Self-monitoring
Regime For Control Of Air Pollution

Objective

- ▶ To motivate the project proponents for control of dust pollution by Self- Auditing and to ensure improvements through periodical audits.

As per the directions of CAQM, it is mandatory for all construction and demolition sites having area equal or more than 500 Sq. m to

- ▶ Register on this portal by Project proponent Login.
 - ▶ Submit Self-assessment audit reports on fortnightly basis for review and periodic inspections by HSPCB officials.
- 

Public Notice

- ▶ All project proponents, contractors, builders, persons, or authorities undertaking construction and demolition activity in NCR– Haryana are directed to mandatorily register and submit Self-Assessment Sheet fortnightly without fail.

हरियाणा राज्य प्रदूषण नियंत्रण बोर्ड
सी-11, सेक्टर 6, पंचकुला
दूरभाष : 2577870-73 ईमेल : hspcbho@gmail.com
<https://www.hspcb.org.in> पर जाएं

सार्वजनिक सूचना

हरियाणा में सभी परियोजना प्रस्तावकों, ठेकेदारों, बिल्डरों, व्यक्तियों या प्राधिकरण उपक्रमों को निर्माण व विखंडन गतिविधि के लिए बिना असफल हुए अनिवार्य पंजीकरण करने तथा स्वयं-मूल्यांकन पत्रक पार्श्विक प्रस्तुत करने के लिए निर्देशित किया जाता है।

हरियाणा राज्य प्रदूषण नियंत्रण बोर्ड ने वायु गुणवत्ता प्रबंधन के लिए आयोग द्वारा दिशा निर्देश दिनांक 11.06.2021 की अनुवर्ती में इस स्थलों पर धूलकण प्रदूषण के संबंध में निर्माण एजेंसियों द्वारा स्वयं मूल्यांकन के लिए <http://dustapphspcb.com> पर "धूल प्रदूषण स्वयं मूल्यांकन, एचएसपीसीबी", कथित वेब पोर्टल के माध्यम से एक ऑनलाइन प्रणाली विकसित की है।

उपरोक्त वर्णित विनिर्देश परियोजना प्रस्तावक को निम्न लिखित की अनुपालना पर विचार करना होगा।

1. All current/upcoming projects (on plot area equal to or greater than 500 square meters) of constructions and demolition for civil structures are required to mandatorily register on the web portal.
2. To self-monitor/ self-audit their activities on the parameters mandated /directed for compliance and to take necessary steps, if required, to improve the status of compliance.
3. The project proponent are required to carry out self-audit/self-determination for dust control measures on the parameters provided on the Web Portal and upload a self-declaration on a fortnightly basis.
4. The provision of video fencing with remote connectivity of the projects (within the municipal area of NCR and plot area equal to or greater than 500 sq m) is part of the portal.
5. Reliable low cost PM2.5 and PM10 sensors are to be installed at the project site and linked to a cloud storage platform with a live Dash Board on the web portal.

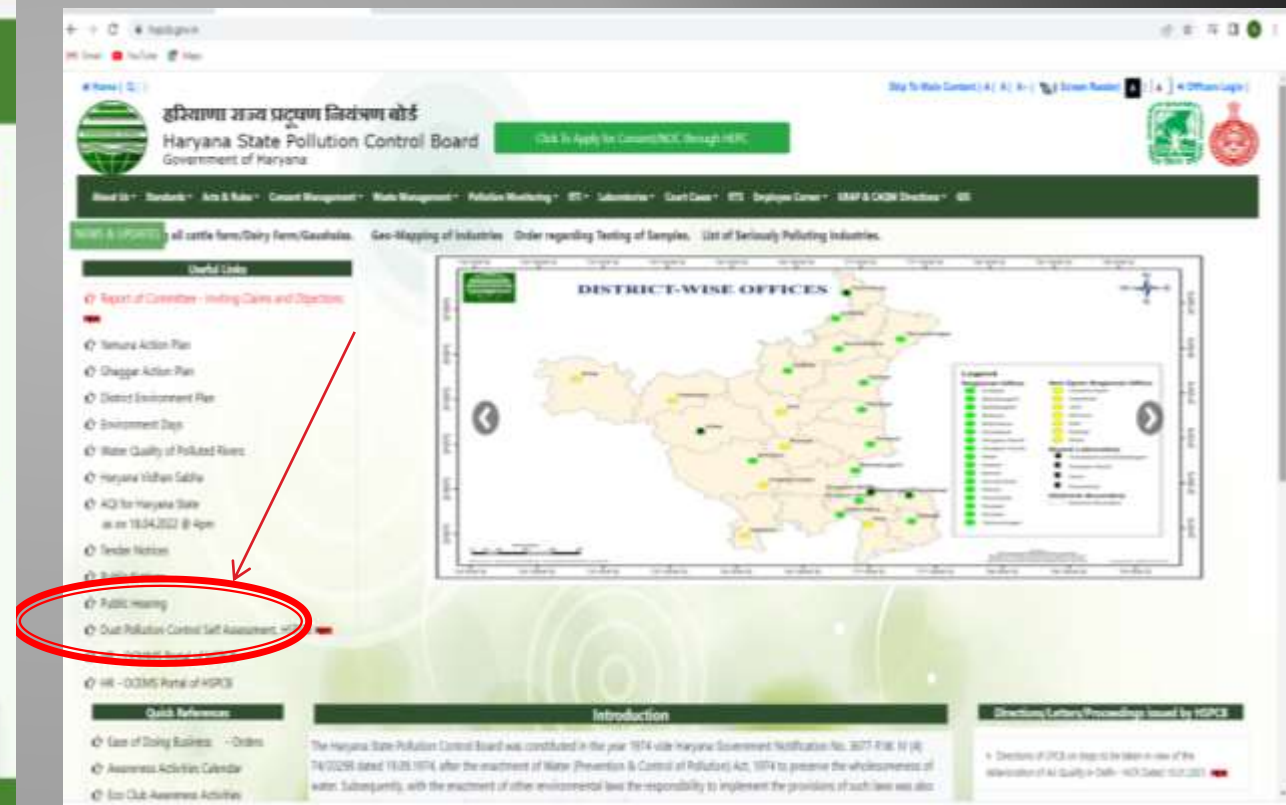
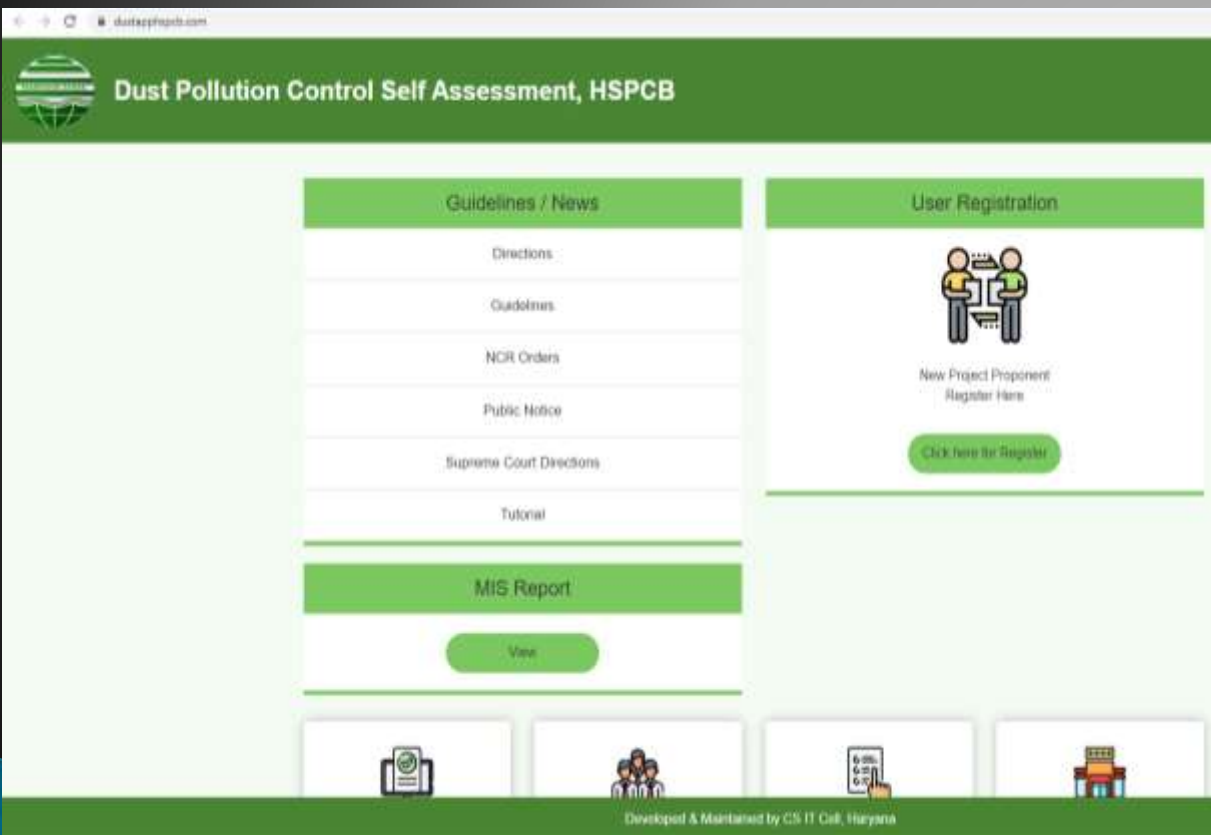
हरियाणा में निर्माण व विखंडन गतिविधि के लिए सभी परियोजना प्रस्तावकों, ठेकेदारों, बिल्डरों, व्यक्तियों या प्राधिकरण उपक्रमों को पोर्टल पर अनिवार्य पंजीकरण करने के लिए निर्देशित किया जाता है।

अध्यक्ष
हरियाणा राज्य प्रदूषण नियंत्रण बोर्ड,

How to access the Homepage

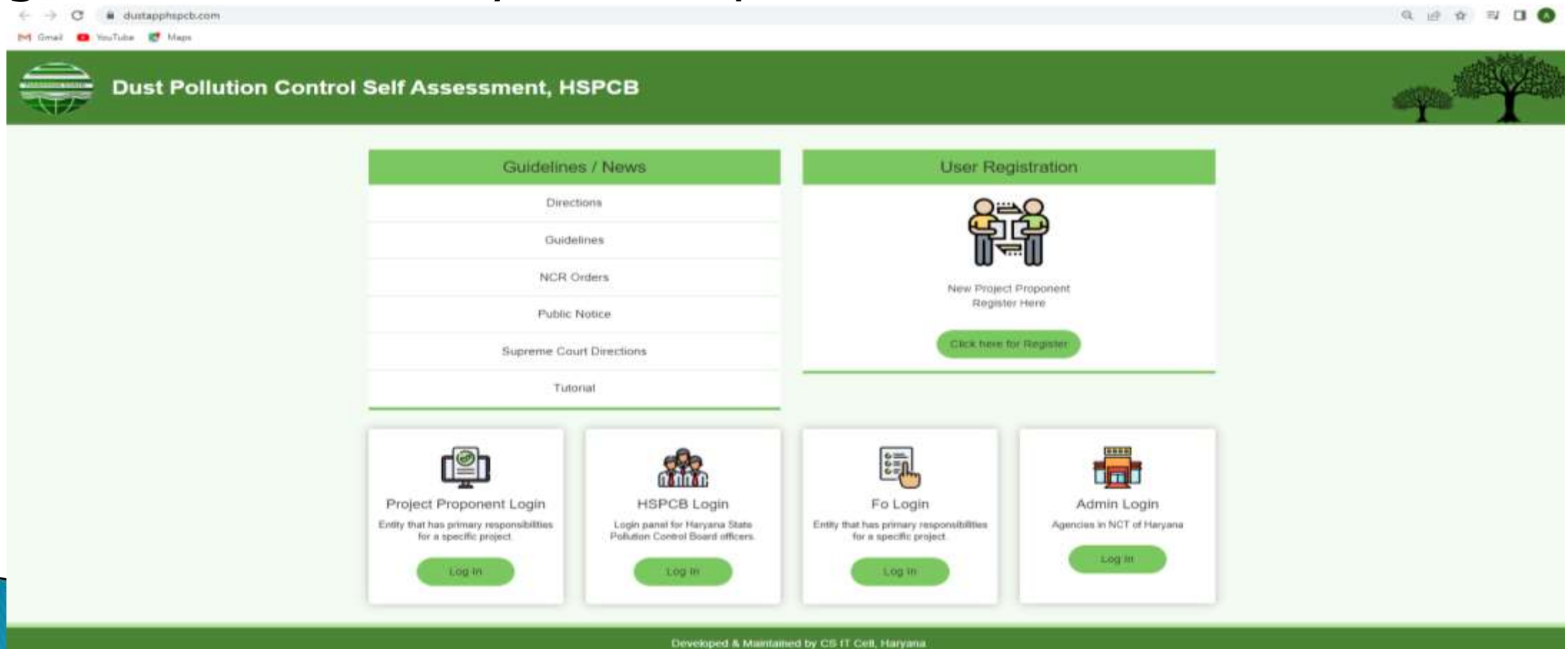
► <http://dustapphspcb.com/>

► <https://hspcb.gov.in/>



Dust Pollution Control Self Assessment, HSPCB Home Page

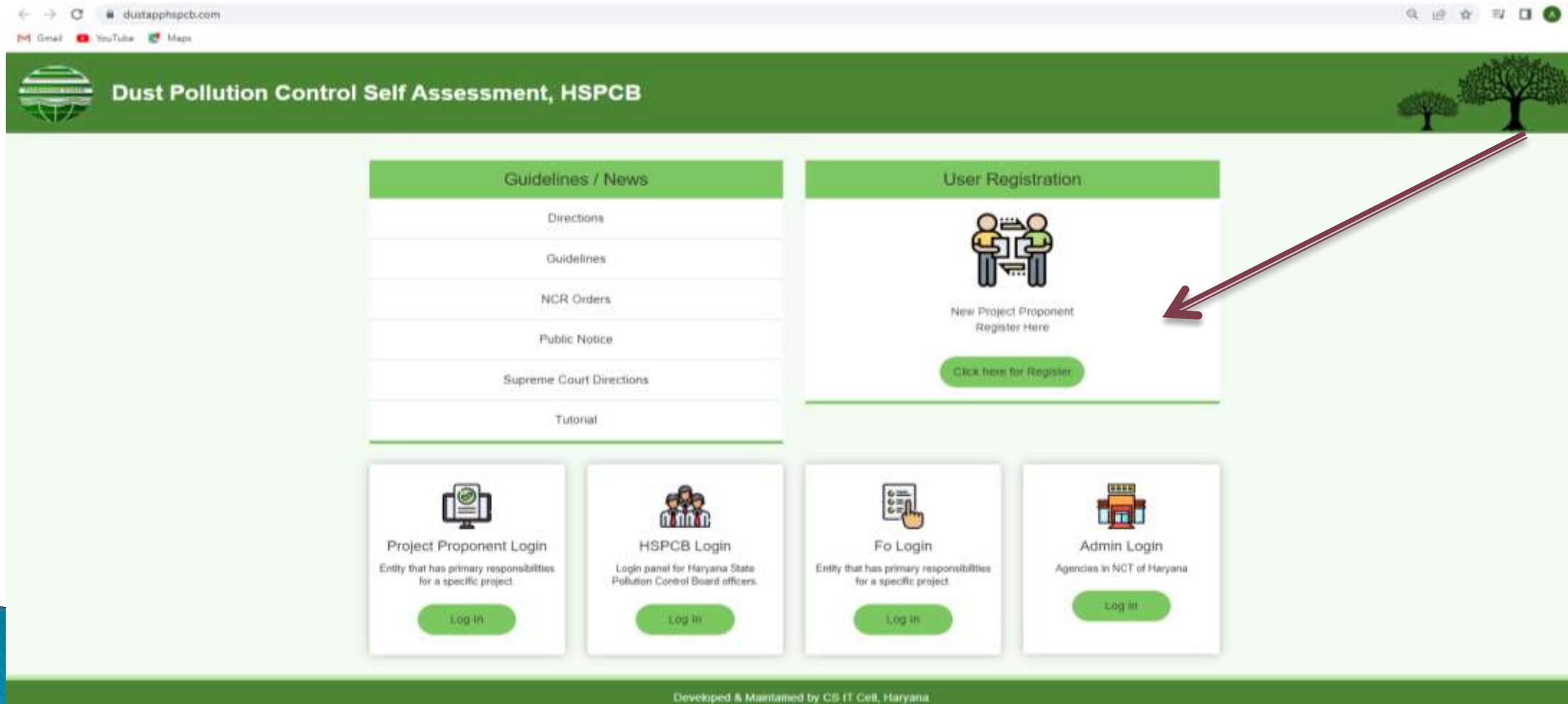
Go to <http://dustapphspcb.com/> to read directions and guidelines issued by NGT, Supreme Court and CAQM Division.



Step:- 1. Project Proponent Registration

PP: Entity that has primary responsibilities for a specific project.

- ▶ On the Top Right side of the homepage, click to register new project proponent. Project Proponent here refers to any individual/ agency or company which is primary owner of the project.



Project Proponent Registration Details

- Enter the details of the project proponent and submit to get user ID and password which will use to login by project proponent.



The screenshot displays a web interface for project registration. The header is green with a logo on the left and the text "Dust Pollution Control Self Assessment, HSPCB" in the center, accompanied by tree icons on the right. The main content area is divided into two panels. The left panel, titled "Project Proponent Registration", features an icon of a person at a computer and text explaining the purpose of the self-declaration audit sheet for industrial, commercial, and institutional projects. It includes a link "Click here to Login" for already registered users. The right panel, titled "Project Proponent Details", contains a form with the following fields: "Name of Project Proponent / Company" (with a sub-field "Name of Project"), "Password" and "Confirm Password", "Mobile No.", "Email Id", "Office Address" (with sub-fields "Address 1" and "Address 2"), "State" (a dropdown menu), "District" (a dropdown menu), and "Pin Code". At the bottom of the form are "Submit" and "Back" buttons. A footer at the very bottom states "Developed & Maintained by CS IT Cell, Haryana".

Dust Pollution Control Self Assessment, HSPCB

Project Proponent Registration

For uploading self declaration audit sheet for dust mitigation in industrial, commercial and institutional projects.

Already Registered?
[Click here to Login](#)

Project Proponent Details

Name of Project Proponent / Company*

Name of Project

Password*

Confirm Password*

Mobile No.*

Email Id*

Office Address

Address 1*

Address 2*

State*

District*

Pin Code*

Submit Back

Developed & Maintained by CS IT Cell, Haryana

Step: 2. Project proponents Login

- ▶ Project proponents have to login using project proponent login option from the homepage.
- ▶ Enter user ID i.e., registered phone number and password.




The screenshot displays the 'Project Proponent Login' interface. At the top, a green header bar contains the HSPCB logo and the text 'Dust Pollution Control Self Assessment, HSPCB'. The main content area has a light green background with the title 'Project Proponent Login' centered. On the left, a green box labeled 'Forgot Password' includes the text 'If you forgotten your password you can reset here.' and a 'Forgot Password' button. To the right, the login form consists of two input fields: the first contains the phone number '9216849312' and the second contains a masked password 'xxxxxxxxxx'. Below these fields is a green 'Log In' button. Underneath the 'Log In' button is a 'captcha' label and a 'DON'T HAVE AN ACCOUNT? SIGN UP' link. At the bottom of the form is a grey 'Back' button. The footer of the page, in a green bar, states 'Developed & Maintained by OIT Cell, Haryana'.

Dashboard

Register A New Site

Registered Sites

Upload Cctv Details




Dust Pollution Control Self Assessment, HSPCB

Welcome User id: RAWI Construction Site

1


Total Registered Sites



Sign Out

Developed & Maintained by CS-IT Cell, Haryana

Step: 2. Register a new site


- ▶ Project proponents have to create district wise project sites from their login page by filling all relevant details of the site.
 - ▶ The project proponent may register site in-charge in the last column for any site.
 - ▶ If the project proponent has more than 1 site, they have to register each site with the details of the site in-charge on the portal
- 

Dashboard

Register A New Site

Registered Sites

Upload Cctv Details

Dust Pollution Control Self Assessment, HSPCB

Welcome User ID: RAWI Construction Site

Sign Out

Registration

Registration:

Site Name *

Arjun test NIC

Address of Site

Address 1 *

Haryana State Pollution Control Board, C-11, Sector 6 - Panchkula

Address 2

Test

Pin Code *

134109

Latitude *

15.256985

Longitude *

73.256985

Site Type *

With Environmental Clearance

Sub Site Type *

Construction Projects

Select

CETP

Commercial Complex

C&D Waste Processing Facility

Health Care Establishment

Construction Projects


Details of Authorised Person

Name *

Mobile Number *

Email Id *

Step: 3. List of registered sites


- ▶ The project proponent and site in-charge can see the list of their registered sites from their dashboard view.
 - ▶ From the left side menu, project proponents can register any new site, view registered sites
 - ▶ From the registered site view, project proponent or site in-charge can create fortnightly self –audit sheet
 - ▶ At the end of project, project proponents can close the site
- 

Dashboard


Register A New Site

Registered Sites

Upload Cctv Details



Dust Pollution Control Self Assessment, HSPCB



Welcome User ID: RAVI Construction Site

Sign Out

Site List

Show 10 entries

Search:

Sr.No	Name	Project Name	Project Proponent Name	Authorised Person Name	MobileNo	Email Id	Registered On	Address	User Id	Action
1	Construction Site c/o Ravi construction Ambala	Construction Site c/o Ravi construction Ambala	Construction Site c/o Ravi construction Ambala	Arjun	1234567899	arjun@123	2022-03-31 14:21:04	Ambala City	arjun@123	View/Create Audit Sheet

Showing 1 to 1 of 1 entries

Previous

1

Next

Developed & Maintained by CS IT Cell, Haryana

hustap.hspcb.com/site/list

Creating fortnightly self-audit sheet

- ▶ Project proponent and site in-charge by using their login credentials can fill new self-audit sheets on a fortnightly basis.

The screenshot displays the 'Dust Pollution Control Self Assessment, HSPCB' web application. The interface includes a left sidebar with navigation options: Dashboard, Register A New Site, Registered Sites, and Upload City Details. The main content area features a header with the HSPCB logo and title, a 'Welcome User to Audit Construction Site' message, and a 'Sign Out' button. Below the header, there are 'Save as Draft' and 'Final Submit' buttons. The core of the application is a table for recording audit data.

No.	Field	Select	Status of Compliance	Attach document and Photo	Mandatory / Desired
1	Whether PM2.5 & PM10 sensors installed at project site?	<input type="radio"/> Yes <input type="radio"/> No		<input type="button" value="Choose File"/> <input type="text" value="No file chosen"/> <input type="button" value="Upload"/>	Mandatory
2	Whether continuous dust/wind breaking walls, tarpaulin or green-net, wind fencing or scaffolding sheet of appropriate height have been provided around the periphery of the construction site and also tarpaulin or green-net on scaffolding around the area under construction and the building?	<input type="radio"/> Yes <input type="radio"/> No		<input type="button" value="Choose File"/> <input type="text" value="No file chosen"/> <input type="button" value="Upload"/>	Mandatory
3	Whether building material is covered during transportation?	<input type="radio"/> Yes <input type="radio"/> No		<input type="button" value="Choose File"/> <input type="text" value="No file chosen"/> <input type="button" value="Upload"/>	Mandatory
4	Whether Anti-Dust Gun(s) has been installed at the construction site?	<input type="radio"/> Yes <input type="radio"/> No		<input type="button" value="Choose File"/> <input type="text" value="No file chosen"/> <input type="button" value="Upload"/>	Mandatory
5	Whether wind screens/screens and/or enclosures/coverings for storage piles being utilized? No loose soil or sand or construction & demolition debris or any other construction material that causes dust shall be left uncovered.	<input type="radio"/> Yes <input type="radio"/> No		<input type="button" value="Choose File"/> <input type="text" value="No file chosen"/> <input type="button" value="Upload"/>	Mandatory
6	Whether re-grinding and setting of building materials in open area and wet-pit is being used?	<input type="radio"/> Yes <input type="radio"/> No		<input type="button" value="Choose File"/> <input type="text" value="No file chosen"/> <input type="button" value="Upload"/>	Mandatory

Creating fortnightly self-audit sheet

S.No	Ques	Answer	Status of Compliance	Attach Document and Photo	Mandatory / Optional
1	Whether FMS 24/7/15 is present at project site?	Yes	Compliance	Upload File <input type="button" value="Upload"/> <input type="button" value="View"/>	Mandatory
2	Whether continuous Raymond breaking walls, deposits or green net, wind fencing or scaffolding sheet of appropriate height have been provided around the periphery of the construction site and also farapans or green net on scaffolding around the steel under construction and the loading?	Yes	Compliance	Upload File <input type="button" value="Upload"/> <input type="button" value="View"/>	Mandatory
3	Whether building material is covered during transportation?	Yes	Compliance	Upload File <input type="button" value="Upload"/> <input type="button" value="View"/>	Mandatory
4	Whether dust spray device has been installed at the construction site?	Yes	Compliance	Upload File <input type="button" value="Upload"/> <input type="button" value="View"/>	Mandatory
5	Whether wind breakers/curb and/or enclosure/coverings for storage piles being utilized? No break put or sand or construction & disturbed stacks or any other construction material that causes dust shall be left uncovered?	Yes	Compliance	Upload File <input type="button" value="Upload"/> <input type="button" value="View"/>	Mandatory
6	Whether on grinding and cutting of building materials in open area and out put is being used?	Yes	Compliance	Upload File <input type="button" value="Upload"/> <input type="button" value="View"/>	Mandatory

Audit Sheet Detail

Project Detail

Project Name: KMR Construction Site | Project Type: KMR Construction Site | Project Proposal: KMR Construction Site

Details of Authorized Person

Name: Raju Kumar | Designation: Site Manager | Mobile No: 9876543210

Audit Sheet Detail Table

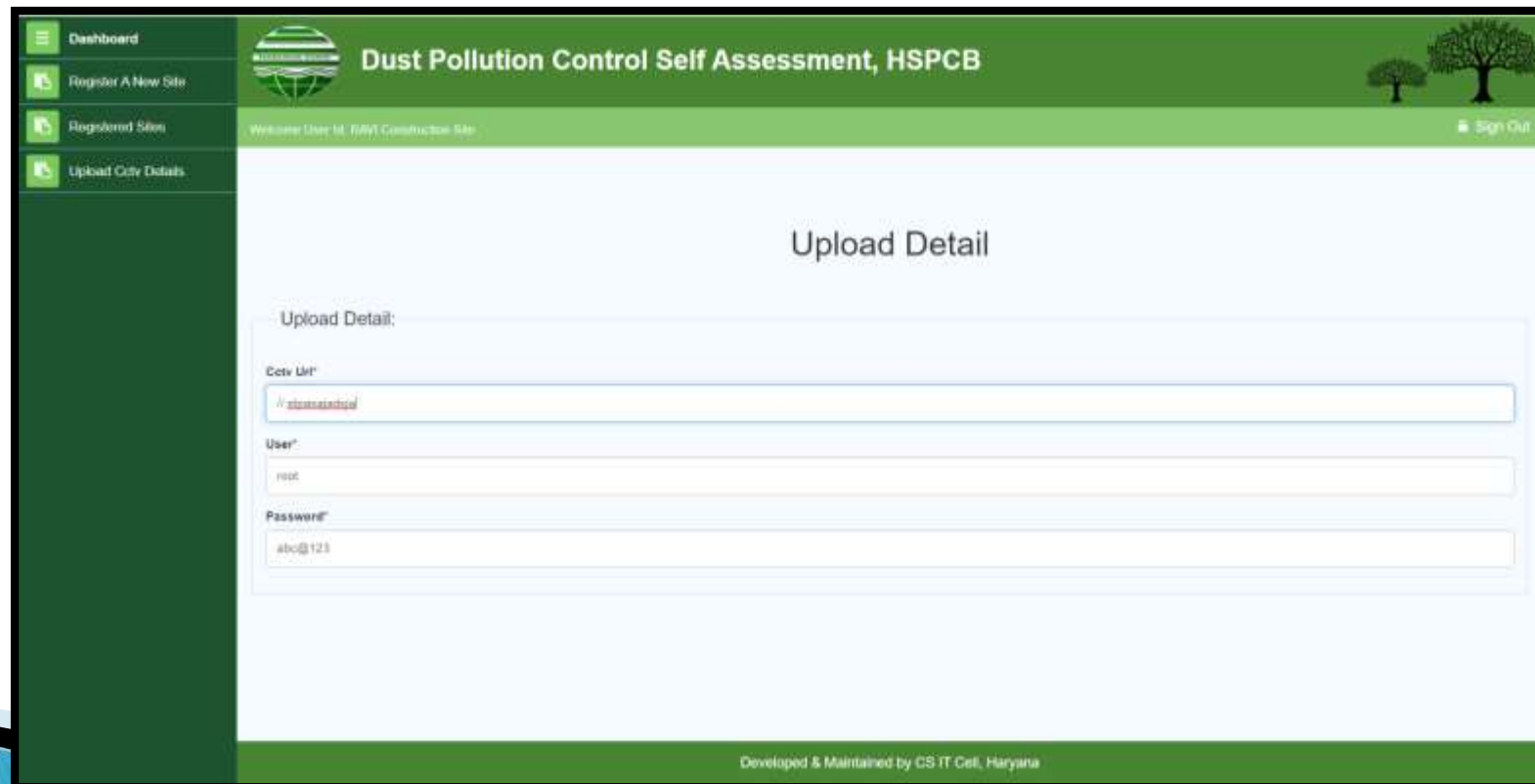
S.No	Self Audit Sheet Number	Physical Audit completed official HSPCB	Status	Remarks
1	001/002	<input type="button" value="Upload"/>	<input type="button" value="View Audit Sheet"/>	The report has been verified by Regional officer on dated 11/02/2022 and all items are complied.
2	002/002	<input type="button" value="Upload"/>	<input type="button" value="View Audit Sheet"/>	
3	003/002	<input type="button" value="Upload"/>	<input type="button" value="View Audit Sheet"/>	

The self-audit sheet has 15 mandatory points out of 29 which are mandatory to be filled for compliance.

Along with self-audit fields, project proponents and site in-charges have to attach supporting documents in image (.jpg) or pdf.

Step 4: Upload cctv details

- ▶ Project Proponents /Site In-charge should use video fencing with remote connectivity of the project so that their complete project area should be clearly visible and they have to submit URL of the live recording of cameras in their login.
- ▶ Reliable low cost PM2.5 and PM10 sensors be installed at the project site and linked to a cloud storage platform with a live Dashboard in the web portal.




The screenshot displays a web portal interface for 'Dust Pollution Control Self Assessment, HSPCB'. The left sidebar contains navigation links: Dashboard, Register A New Site, Registered Sites, and Upload City Details. The main content area is titled 'Upload Detail' and features a form with the following fields:

- Upload Detail:** A header label for the form.
- Cctv Url:** A text input field containing the URL `http://www.mca.gov.in`.
- User:** A text input field containing the username `root`.
- Password:** A text input field containing the password `abc@123`.

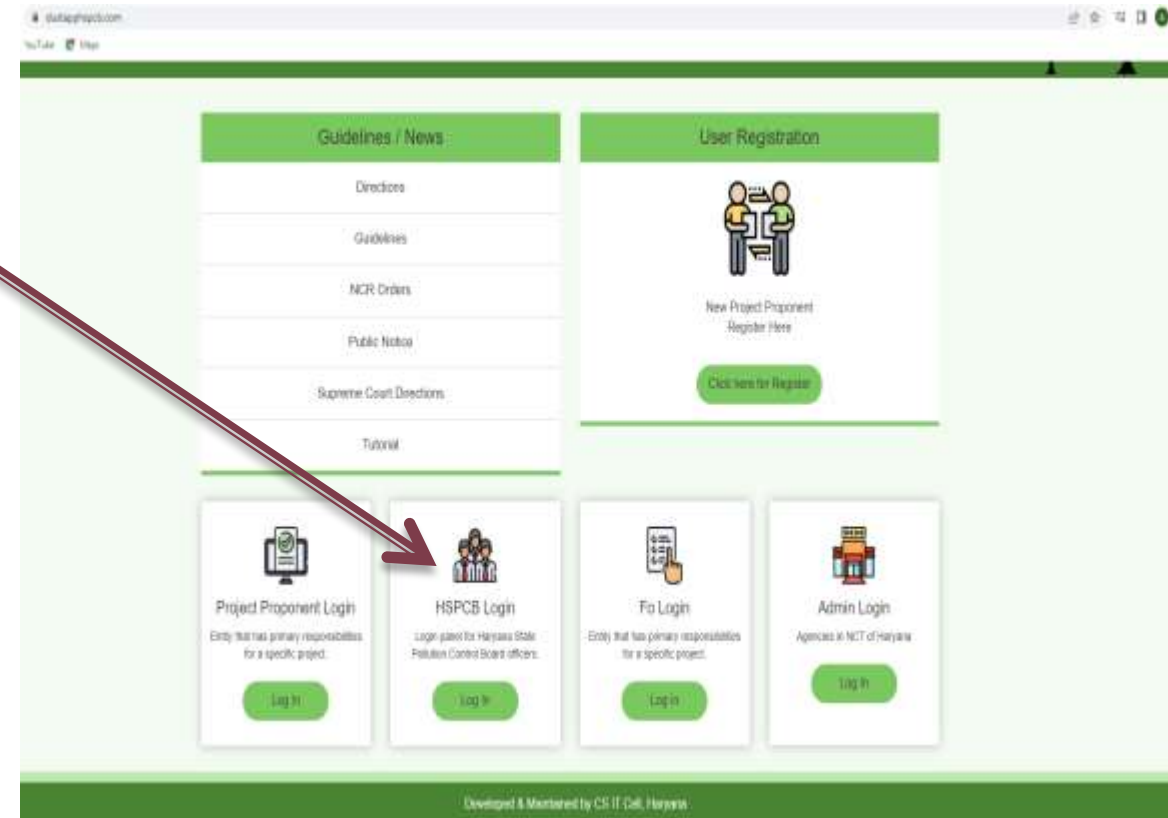
The footer of the page states: 'Developed & Maintained by CS IT Cell, Haryana'.

Step: 5 Dashboard of Project proponent and site in-charge

- ▶ Project proponent and site in-charge can access the dashboard from their login page
 - ▶ The dashboard has details of self-assessment audit sheets submitted and other directions received from HSPCB.
 - ▶ End user can check the approval and rejection status of their audit sheet from their login
- 

HSPCB/FO Login

- ▶ Site submitted by end user can be viewable by HSPCB/RO login to finalise the audit sheet and approve/reject the same.
- ▶ Further, RO can also **downmark the audit sheet to their field officer** for assigning the compliance and submit their final verification report to RO to decide whether the audit sheet is approved or rejected.
- ▶ The **decided audit sheet will be available on user login** to check their status.



HSPCB/FO Login

- ▶ The HSPCB officials can **review live camera details** of the site by accessing the **given url credentials** provided by end user in their self assessment audit sheet.

Dust Pollution Control Self Assessment, HSPCB

Welcome User (Panchkula) Name: Vinod Kumar

Audit Sheet Detail

Web Camera Details

Site Url: <https://www.hspcb.com> Site ID: [ANC](#) Site Password: [ANC](#)

Project Detail

Project's Name: ANC test Project Type: ANC test Project Proprietor: ANC test

Details of Authorised Person

Name: doc Designation: sdc
Email id: ancerb@gmail.com Revenue District in which the project site falls: Panchkula Mobile No: 9597779678

Sl. No.	Self Audit Sheet Submit By Unit	Physical Audit Uploaded Officer HSPCB	Action	Remark
1	04/01/2022	04/01/2022	View Audit Sheet	site complied
2	04/01/2022	04/01/2022	View Audit Sheet	werwerwerwe

Developed & Maintained by CS IT Cell, Haryana

Step 6 : Status of Audit Sheet


After approval or refusal of audit sheets status will be displayed to Project Proponent as below

Dashboard

Register A New Site

Registered Sites

Upload Cctv Details

 **Dust Pollution Control Self Assessment, HSPCB**

Welcome User Id: RAVI Construction Site

Sign Out

Approved

Give your Remark and Revise Score:

Remark

The report has been verified by Regional officer on dated 31/03/2022 and all details are complied

Remark Attachment

[View](#)

Sr.No	Field	Select	SI Status of Compliance	Attach document and Photo	Mandatory / Desired	SI Obtain Score	Assign Marks	Status of Compliance
1	2	3	4	5	6	7	8	9
1	Whether PM2.5& PM10.0 sensors installed at project site?	Yes	Compliance	View	Mandatory			Compliance
2	Whether continuous dust/wind breaking walls, tarpaulin or green-net, wind-fencing or scaffolding sheet of appropriate height have been provided around the periphery of the construction site and also tarpaulin or green-net on scaffolding around the area under-construction and the building?	Yes	Compliance	View	Mandatory			Compliance
3	Whether building material is covered during transportation?	Yes	Compliance	View	Mandatory			Compliance
4	Whether Anti-Smog Gun(s) has been installed at the construction site?	Yes	Compliance	View	Mandatory			Compliance

MIS Report



Dust Pollution Control Self Assessment, HSPCB



List of MIS Report

[Back](#)
Show entries Search:

Sr. No.	Region	No's of site registered	No's of audit report submitted	No's of audit report pending	No's of audit report Approved	No's of audit report Rejected
1	Ambala	5	13	5	1	7
2	Bahadurgarh	0	0	0	0	0
3	Ballabgarh	0	0	0	0	0
4	Bhiwani	0	0	0	0	0
5	Dharuhera	0	0	0	0	0
6	Faridabad	1	1	1	0	0
7	Gurugram North	4	3	3	0	0
8	Gurugram South	4	4	3	0	1
9	Hisar	0	0	0	0	0
10	Kathal	0	0	0	0	0

Showing 1 to 10 of 18 entries

[Previous](#) [1](#) [2](#) [Next](#)

Review of Audit Sheet Decision

- ▶ In case HSPCB officials on reviewing the audit sheet or during physical inspection find **non-compliance** of dust control norms, they may issue **directions as per HSPCB procedure or as mentioned/ timely circulated by CAQM directions.**

Way Forward



District level sensitization meeting for each district to be conducted by ROs.



To achieve target of at least 5 registrations per week in a portal.



To extend necessary information and cooperation to make use of dust control app successful in the district.



Awareness-raising : Advertising in local newspapers to inform and educate builders/project proponents/public about the use of web portal.

THANKS